



ANTIBES
OCT 20-22
XV Annual Congress

CONGRESS VENUE: Palais des Congrès

MEETING CHAIR: Renaud de Tairac

PRELIMINARY PROGRAMME

Join Europe's Leading Urogynaecologists

Membership to the European Urogynaecological Association is open to all professionals who are involved in the care of women with lower urinary tract or pelvic floor dysfunctions (such as obstetricians/gynaecologists, urogynaecologists, urologists, and nurses). The table below will help you decide which membership level is right for you. Register online at www.eugaoffice.org

FULL MEMBER

For: Clinicians or scientists in the field

Annual fee: € 50

You will receive:

- _ Online access to FPMRS/EUGA Journal
- _ Access to specialised training
- _ Europe – wide professional network to share scientific information
- _ Reduced congress/event fees
- _ Full website access
- _ Congress slides and other member-only contents

ASSOCIATE MEMBER

For: Physician Assistants/Associates, Nurses and Medical Students

Annual fee: € 40

You will receive:

- _ Online access to FPMRS/EUGA Journal
- _ Access to specialised training
- _ Europe – wide professional network to share scientific information
- _ Full website access
- _ Congress slides and other member-only contents

Trainees: 20€

ASSOCIATE MEMBER

For: Physician Assistants/Associates, Nurses and Medical Students

Annual fee: € 40

You will receive:

- _ Online access to FPMRS/EUGA Journal
- _ Access to specialised training
- _ Europe – wide professional network to share scientific information
- _ Full website access
- _ Congress slides and other member-only contents

Trainees: 20€

AFFILIATE MEMBER

For: Clinicians or scientists in the field, Physician Assistants/Associates, Nurses and Medical Students that are members of an affiliate society.

Annual fee: € 20

You will receive:

- _ Online access to FPMRS/EUGA Journal
- _ Access to specialised training
- _ Europe-wide professional network to share scientific information
- _ Full website access
- _ Congress slides and other member-only contents

EUGA AFFILIATE SOCIETIES



Austrian Working Group in Urogynaecology and Pelvic Floor Surgery (AUB)



British Society of Urogynaecology (BSUG)



Czech Urogynaecological Society (UGS)



Continence Foundation of Ireland



Dutch Society of Urogynaecology (NVOG)



German Society of Urogynaecology (AGUB)



Hellenic Urogynaecological Society (HUGS)



Israeli Society of Urogynaecology and Pelvic Floor (ISUG)



Italian Association of Gynaecological Urology (AIUG)



Italian Society of Urodynamics (SIUD)



Polish Society of Gynecologists and Obstetricians (PTGIP)



Polish Urogynaecological Society (PTUG)



Portuguese Society of Urogynaecology (PSUG)



Slovak Urogynaecology Association (SLS)



Société Interdisciplinaire Francophone d'UroDynamique et de Pelvi Périnéologie (SIFUD PP)



Swiss Urogynaecology Association (AUG)



Working Group in Pelvic Floor Urogynaecology (GLUP)



Hungarian Continence and Urogynecological Association (HCUA)



Slovenian Society of Urogynaecology

EUGA EXECUTIVE COMMITTEE

Maurizio Serati - Italy (President)
Stavros Athanasiou - Greece (Past President)
Montserrat Espuna Pons – Spain (Vice President)
Christian Phillips – UK (Treasurer)
Shimon Ginath - Israel
Kamil Svabik - Czech Republic

EUGA COMMITTEES

EUGA SCIENTIFIC COMMITTEE

Chairs: Michele Meschia (IT), Carl Huibert van der Vaart (NL),
Members: Renaud De Tayrac (FR), Matteo Frigerio (IT), Gert Naumann (DT), Bobby O'Leary (IRL), Abdul Sultan (UK)

EUGA INDUSTRY LIAISON COMMITTEE

Chair: Ash Monga (UK), Barry O'Reilly (IRL)
Members: Stefano Salvatore (IT)

EUGA EDUCATION COMMITTEE

Chairs: Anna Padoa (IL), Dudley Robinson (UK)
Members: Marcin Jozwik (PL), M.R. Laterza (A), Orfhlaith O' Sullivan (IRL), Cristina Ros (ES), Dimitrios Zacharakis (GR)

EUGA PUBLICATION COMMITTEE

Chairs: Ilias Giarenis (UK), Andrea Braga (CH)
Members: Angela Rantell (UK), Marco Torella (IT), Adi Weintraub (IL)

EUGA ACCREDITATION COMMITTEE

Chairs: Adolf Lukanovic (SI)
Members: Barry O'Reilly (IRL), Kamil Svabik (CZ), Themis Grigoriadis (GR)

EUGA TRAINEES COMMITTEE

Chairs: Alessandro Ruffolo (IT), Ferry Boekhorst (NL)
Members: Yair Daykan (IL), Silvia Escura Sancho (ES), Jan Dvorak (CZ), Sofia Tsiapakidou (GR)

EUGA ADVISORY BOARD

Chair: Linda Cardozo (UK)
Members: Michael Halaska (CZ), Stefano Salvatore (IT)

EUGA 2022 ANNUAL CONGRESS

Date: 20-22 OCT 2022

Congress Venue: Palais Des Congres, Antibes (France)

Meeting Chair: Renaud De Tayrac

Local Organizing Committee: Xavier Deffieux, Bruno Deval, Emmanuel Chartier-Kastler, Maxence Dorez, Wassim Badiou



EUGA Office

Tel.: +39.0523.338391 – Fax: +39.0523.1860018 - info@eugaoffice.org | www.eugaoffice.org



Welcome Message



Dear EUGA members, colleagues and friends,

It is a great pleasure and honor for me to present the EUGA 2022 Annual Congress in Antibes to you. It is the first congress of my EUGA presidency and I am excited because, following the miraculous virtual congress of 2020 and the excellent hybrid meeting in Ljubljana last year, this is the first annual "only in presence" meeting since 2019. The European situation is still difficult after the Covid pandemic and the start of the war in Ukraine, and even the financial scenario is not promising, but EUGA is still a healthy scientific society. The more than 500 regular members, the educational activities (webinars, accreditation programs and so on ...), the high number of abstracts received and accepted for this congress, the numerous workshops proposed and the very interesting and scientifically high-level program prepared by Michele Meschia for this annual congress seem to confirm EUGA as a further growing scientific society.

We hope to meet many of you in the wonderful city of Antibes.

Maurizio Serati, EUGA President



Dear Colleagues,

It is my great privilege and honour to invite you to come and join us in Antibes, France, at the XV Annual Congress of the European Urogynaecological Association (EUGA) from 20th to 22nd October 2022.

Each year EUGA goes from strength to strength with ever-increasing membership numbers and attendees at our annual meeting. This year again, we are going to do everything to make you live an unforgettable meeting, just like Adolf Lukanovic did last year in Ljubljana.





The EUGA scientific committee, chaired by Michele Meschia, has created an outstanding scientific programme made of state-of-the-art lectures, debates, open questions, symposia, workshops and abstract sessions that will keep us up-to-date with the latest advances in urogynaecology, with the contribution of renowned European experts.

We have been facing with many challenges in the past two years, both on professional and personal levels so, it is my strong hope that we will have the chance to meet each other in person once again in a safe and relaxing location.

We look forward to seeing you in Antibes to present your research, participate in scientific debates, mingle with colleagues and friends and spend an enjoyable time.

Renaud de Tayrac, Meeting Chair

TIMETABLE

20.10.22	12.00 Registration	14.30 Workshops	16.40 Industry Symposium 1	18.10 Opening Lecture				
	12.30 National Society Meeting	16.30 EUGA Congress Welcome	17.40 Industry Symposium 2	18.40 Historical Lecture				
21.10.22	08.00 Abstract Session 1	09.30 SESSION 1	11.00 Abstract Session 2	13.20 Light Lunch 	15.10 Session 2	16.40 Coffee Break 	17.50 Industry Symposium 5	19.20 EUGA Reception
	09.00 State of the art lecture	10.30 Coffee Break 	12.40 Industry Symposium 3	14.10 Industry Symposium 4	15.40 Abstract Session 3	17.10 ENTOG & EUGA Trainees Committee Session	18.20 Session 3	
22.10.22	08.00 AGM	10.00 Keynote Lecture	11.00 Session 4	13.00 Session 5	14.15 End of the Congress			
	09.00 Abstract Session 4	10.30 Coffee Break 	12.00 Abstract Session 5	14.00 Closing Remarks & Abstract Awards				

Workshop attendance for EUGA members is free of charge whilst non-EUGA members shall pay €20 for attending the selected workshop.

EUGA Reception will take place in the Exhibition Area, on 21 October from 19.20 to 21.30. Attendance to EUGA Reception is free of charge.



SCIENTIFIC PROGRAMME

THURSDAY, 20 October 2022

12:00 Registration

12:30-14:30 National Society Meeting

What's new in stress urinary incontinence surgery by mid-urethral slings?

Moderators: B. Fatton, J.F. Hermieu, R de Tayrac

Practical organisation of a MDT to validate MUS surgery

Status of the use of MUS in France, complications and reinterventions

How to manage vaginal exposure after MUS?

When and how to cut a MUS?

Place of ultrasound in recurrent SUI after MUS

Is combined POP and SUI surgery still an option?

L. Panel
M. Cosson
S. Campagne-Loiseau
J. F. Hermieu
B. Fatton
X. Deffieux

14:30-16:30 Workshops

14.30-16.30 Workshop 1

Native tissue repair of POP: extreme boundaries and functional outcomes

14.30 Introduction: Course objectives, clinical and scientific background

14.40 Le Fort colpocleisis: between an abandoned past and the future

15.05 Vaginal hysteropexy without mesh: dream or useless procedure?

15.30 POP native tissue repair and OAB: what influences what?

15.50 Is native tissue repair the best friend of female sexuality in patients with POP?

16.15-16.30 Discussion

A. Padoa, M. Serati
A. Padoa
A. Braga
M. Serati
M. Espuna Pons

14.30-16.30 Workshop 2

Vulvodynia: the invisible illness

14.30 Introduction

14.40 Anatomy and taxonomy

15.00 Etio-pathological mechanisms

15.20 First line therapy

15.40 Second line therapy

16.00 Pelvic floor muscle training

16.20-16.30 Discussion

C. Marra
S. Manodoro
C. Marra
S. Manodoro
E. Bautrant
S. Azzalini
C. Marra, S. Manodoro,
E. Bautrant, S. Azzalini

14.30-16.30 Workshop 3

Native tissue stress incontinence surgery

14.30 Introduction

14.45 Burch

15.15 Questions

15.30 Slings, Stamey, fat injections

16.15-16.30 Questions

V. Asfour
I. Sokolova, W. Agur
S. Emery, I. Sokolova,
W. Agur, V. Asfour
S. Emery
S. Emery, I. Sokolova,
W. Agur, V. Asfour

14.30-16.30	Workshop 4	
	Perineal Trauma: Prevention, Evaluation, Education, Repair and Scanning	
14.30	Manual perineal protection during childbirth on mannequins	K. Laine, M. Manresa, Z. Rusavy
15.10	Perineal ultrasound on animal model	R. de Tayrac, V. Letouzey
15.50-16.30	Anal sphincter repair on animal model	JW. de Leeuw, K. Ismail
14.30-16.30	Workshop 5	
	Robotic pelvic reconstructive surgery: a new trend or a craze?	
14.30	Introduction and workshop objectives	M. Cervigni
14.35	Robotics vs Laparoscopy: why should we benefit from it ?	M. Cervigni
14.50	Overview on different Robotic models	B. O'Reilly
15.00	Sacrocolpopexy vs. Lateral Suspension vs POP 's	E. Russo
15.15	Technical aspects, procedures step by step, suturing technologies, instruments and materials	M.Cervigni, B. O'Reilly, E. Russo, M. Neuman
15.35	Literature data	B. O'Reilly
15.45	The new transvaginal robot	M. Neuman
16.00	Videos tips and tricks	
	M.Cervigni, B. O'Reilly, E. Russo, M. Neuman	
16.20-16.30	Q&A	
	M.Cervigni, B. O'Reilly, E. Russo, M. Neuman	
16.30-16:40	EUGA Congress Welcome	
	M. Serati, R. de Tayrac	
16:40-17:40	PIERRE FABRE Industry Symposium	
	Iron deficiency and women sexual function	
	Introduction	M. Serati
16:40-16:55	Female sexual dysfunction after pregnancy	A. Padoa
16:55-17:10	Aging and its impact in older women sexuality	M. Espuna Pons
17:10-17:30	Role of iron deficiency in women & Impact on sexual (dys)function	M. Serati
17:30-17:40	Discussion – Q&A	M.Serati, A.Padoa, M. Espuna Pons
17.40-18.10	Industry Symposium 2	
18:10-18:40	Opening lecture - Predictions for the next decade research	D. Robinson
	Moderator: C. Phillips	
18:40 -19:10	Historical lecture	
	The History of perfume & Grasse industry	A. Puget



FRIDAY, 21st OCTOBER 2022

08:00 – 09:00 Abstract Session 1 | Assessment & PFD

Chairs: D. Robinson, B. Deval, A. Braga

Podium Presentations (PP) are scheduled to last 7.5 minutes (5 minutes for presentation, 2.5 minutes for discussion)

- | | | |
|---|----|---|
| 1 | PP | <p>A randomized controlled trial comparing a new dietary supplement to placebo for the treatment of uncomplicated urinary tract infections</p> <p><i>Salvatore Stefano, Ruffolo Alessandro Ferdinando, Stabile Guglielmo, Casiraghi Arianna, Zito Gabriella, De Seta Francesco</i></p> |
| 2 | PP | <p>Fractional Carbon Dioxide Laser vs Sham Laser on Breast Cancer Survivors using Aromatase Inhibitors suffering Genitourinary Syndrome of Menopause. Short-term results of a Randomized Clinical Trial.</p> <p><i>Anglès-Acedo Sonia, Mension Eduard, Ribera-Torres Laura, Gómez Carballo Silvia, Tortajada Marta, Matas Isabel, Alonso Inmaculada, Castelo-Branco Camil</i></p> |
| 3 | PP | <p>The association of urinary succinate levels with clinical findings in women with overactive bladder symptoms</p> <p><i>Öz Ömer Faruk, Seval Mehmet Murat, Doğan Özlem, Varlı Bulut, Çetinkaya Serife Esra, Dökmeci Fulya</i></p> |
| 4 | PP | <p>The relationship of coital incontinence with clinical and ambulatory urodynamic monitoring findings</p> <p><i>Çetinkaya Serife Esra, Seval Mehmet Murat, Varlı Bulut, Dökmeci Fulya</i></p> |
| 5 | PP | <p>Radiation-induced pelvic injuries in female patients: a systematic review</p> <p><i>Pivazyan Laura, Kasyan George, Grigoryan Bagrat, Pushkar Dmitry</i></p> |
| 6 | PP | <p>Increase in pelvic floor disorders in women treated with hormone therapy for a localized breast cancer: A comparative prospective study</p> <p><i>Charlotte Cassagne, Martha Duraes, Laure Delmond, Severine Guiu, Claire Lemanski, Pierre Emmanuel Colombo, Mathias Neron</i></p> |
| 7 | PP | <p>A role for Intravaginal Oxygen combined with Hyaluronic Acid in the treatment of Vaginal Atrophy in Women on Adjuvant Therapy for Breast Cancer.</p> <p><i>Cagnacci Angelo, Asinaro Giorgia, Massarotti Claudia</i></p> |
| 8 | PP | <p>Toileting Behaviors and Recurrent Urinary Tract Infections: A Case-Control Study</p> <p><i>Malaeb Dalia, Constantinos Fadi, Fahs Duaa, Bazi Tony</i></p> |

09:00-09.30 **State of the art lecture**

Is it reasonable to offer a cesarean section for perineal protection?

Moderator: R. de Tayrac

J.W. de Leeuw

09:30–10:30 Session 1 - Open questions on urinary incontinence

Chairs: L. Cardozo, T. Rechberger

09:30-09.45 Mixed incontinence, which should we treat first?

S. Athanasiou

09:45-10.00 Does prolapse repair correct OAB symptoms?

M. Espuna-Pons

10:00-10.15 Current management of Nocturia

K. Everaert

10:15-10.30 Discussion

10:30 – 11:00 Coffee Break

11:00–12:40 Abstract Session 2 | Prolapse

Chairs: A. Monga, M. Soligo, A. Sultan

Podium Presentations (PP) are scheduled to last 7.5 minutes (5 minutes for presentation, 2.5 minutes for discussion)

- 9 PP Perceived health status after surgical revision for pelvic organ prolapse surgery, about 172 women from the VIGIMESH registry.
Camilli Hugo, Fatton Brigitte, Gand Elise, Campagne Loiseau Sandrine, Cosson Michel, Ferry Philippe, Deffieux Xavier, Capon Grégoire, Rigaud Jerome, Bichon Romane, Fritel Xavier
- 10 PP Evaluation of serious complications and apical prolapse recurrence after the different modalities of sacrospinous ligament fixation on the vigi-mesh registry
De Gracia Susie, Fatton Brigitte, Zammache Zakarya, Fritel Xavier, De Tayrac Renaud
- 11 PP Uterine preservation vs hysterectomy in uterine prolapse surgery: a systematic review and meta-analysis
Porcari Irene, Uccella Stefano, Garzon Simone, Bosco Mariachiara, Calidona Carmelo, Ferrari Filippo Alberto, Ennaciri Samia, Biancotto Giulia, Franchi Massimo, Zorzato Pier Carlo
- 12 PP Sexual activity and function in women after laparoscopic sacrocolpopexy
Rusavy Zdenek, Kovarova Veronika, Sperlova Tereza, Veverkova Adela, Smazinka Martin, Havir Martin, Kalis Vladimir
- 13 PP Straining to void at preoperative urodynamic study as a risk factor for prolapse recurrence after surgery
Mancarella Matteo, Pautasso Stefano, Chiadò Piat Francesca, Novara Lorenzo, Testa Francesco, Gomez Valeria, Sgro Luca Giuseppe, Biglia Nicoletta
- 14 PP Diagnostic accuracy of retrograde voiding trial for predicting spontaneous voiding function after prolapse and urinary incontinence surgery
Lee You Joung, Jeon Myung Jae
- 15 PP Anterior and apical prolapse: comparison of native tissue repair with prolene suture versus synthetic mesh repair during anterior sacrospinous ligament fixation
Charlotte Cassagne, Françoise Perriard, Jennifer Salerno, Arnaud Cornille, Christophe Courtieu, Laure Panel
- 16 PP Anatomical failure following native tissue repair for pelvic organ prolapse: are all stage 3 prolapses alike?
Padoa Anna, Shenhar Chen, Levy Eyal, Tomashev Roni, Fligelman Tal
- 17 PP The effect of preemptive local infiltration on postoperative pain following vaginal hysterectomy
Gluck Ohad, Ginath Shimon
- 18 V Pelvic pain after laparoscopic lateral suspension for pelvic organ prolapse: an unrecognized problem?
Frigerio Matteo, Barba Marta, Marino Giuseppe, Volontè Silvia, Melocchi Tomaso, De Vicari Desirée, Cola Alice
- 19 PP The impact of general or spinal anesthesia on pain level and analgesic drug consumption in patients who underwent pelvic floor surgery
Saban Alla, Binyamin Yair, Weintraub Adi Yehuda, Yohay Zehava, Cohen Nurit, Eshkoli Tamar, Yohay Neriya Zion, Dubilet Michael
- 20 V Robotic nerve sparing sacrocolpopexy for pelvic organ prolapse using the new Hugo RAS system
Panico Giovanni, Campagna Giuseppe, Caramazza Daniela, Vacca Lorenzo, Mastrovito Sara, Lombisani Andrea, Marturano Monia, Natale Franca, Ercoli Alfredo, Scambia Giovanni
- 21 PP Femistina versus Canephron as a prevention of urinary tract infections after midurethral sling surgery – non-inferiority study.
Rechberger Ewa, Wróbel Andrzej, Kulik-Rechberger Beata, Miotla Pawel, Rechberger Tomasz

12:40-13:10	FOTONA Industry Symposium Fotona Technology for Urogynecology Chairs: N. Koron, I. Fistončić	
12:40-12:50	Fotona Technology, a Brief Insight into Technology	N. Koron
12:50-13:00	Laser Treatment for Stress Urinary Incontinence	C. Phillips
13:00-13:10	HITS Technology in Urogynecology	I. Fistončić

13:10-14:10 Light Lunch

14:10-15:10	COLOPLAST Industry Symposium What matters for patients and surgeons in stress-incontinence surgery	
14:10 – 14:15	Introduction	J.P. Roovers
14:15 – 14:30	What matters for the surgeon ?	J.P. Roovers
14:30 – 14:45	What matters about patients' outcomes ?	M. Frigerio
14:45-15:00	What is new? Updated efficacy evidence on Altis	S. Salvatore
15:00 – 15:10	Discussion & questions J.P. Roovers, M. Frigerio, S. Salvatore	
15:10-15:40	Session 2 – Debate: Urodynamics Before Prolapse Surgery Chairs: M. Blaganje, R. Milani, S. Salvatore	
15.10-15.20	Pro	I. Giarenis
15:20-15.30	Con	X. Fritel
15:30-15.40	Panel Discussion	

15:40 – 16:40 Abstract Session 3 | Pregnancy & Delivery

Chairs: G. Naumann, B. O'Leary, M.R. Laterza

Podium Presentations (PP) are scheduled to last 7.5 minutes (5 minutes for presentation, 2.5 minutes for discussion)

22	PP	Feasibility of trans-perineal ultrasound in the delivery room for the management of anal sphincter injuries. <i>Letouzey Vincent, Mousty Eve, Bourgaux Jean-François, Vincens Claire, Alonso Sandrine, de Tayrac Renaud</i>
23	PP	Obstetric anal sphincter injuries (OASIS) incidence. Twenty-five years evolution. <i>Mestre Montserrat, Alberch Eva, Vilar Laura, Christian Maya, Pubill Josep, Canet Yolanda</i>
24	PP	Obstetric anal sphincter injuries and the effect of episiotomy in vacuum and forceps deliveries <i>Fodstad Kathrine, Laine Katariina, Räisänen Sari</i>
25	PP	Incontinence after childbirth and its effect on sexual function and body image <i>Cattani Laura, Van Schoubroeck Dominique, Deprest Jan</i>
26	PP	Prevalence and types of urinary incontinence before, during and after pregnancy: Secondary analysis from a two-step randomized controlled pragmatic trial (BREST: Beckenboden-REhabilitations-STudie). <i>Lange Sören, Lange Rainer, Tabibi Elham, Hirschold Thomas, Naumann Gert</i>
27	PP	Evaluation of french practices in the management and the follow-up of obstetric anal sphincter injuries (OASIS) <i>Romane Bassi, Marine Lallemand, Nicolas Mottet, Rajeev Ramanah</i>
28	PP	Prevalence and severity of sexual disorders in pregnant women in the third trimester <i>Barba Marta, Frigerio Matteo, Palmieri Stefania, Ruffolo Alessandro Ferdinando, Gallo Pasquale, Magoga Giulia, Manodoro Stefano, Vergani Patrizia</i>
29	PP	Clinical, ultrasonographic and functional outcomes after obstetric anal sphincter injury primary repair: a single-center experience. <i>Frigerio Matteo, D'Alessandro Gloria, Re Ilaria, Cola Alice, Barba Marta, Volontè Silvia, Marino Giuseppe, Tomaso Melocchi</i>

16:40 – 17:10 Coffee Break

17:10-17.50	ENTOG & EUGA Trainees Committee Session	40'
	Vaginal hysterectomy: old but gold	
17:10-17:17	Pros of vaginal hysterectomy	S. Tsiapakidou
17:17-17:24	Vaginal hysterectomy through years: classical technique and new insights	A.F. Ruffolo
17:24-17:31	Learning vaginal hysterectomy	K. Broekuijzen
17:31-17:38	Discussion	S. Tsiapakidou, A.F. Ruffolo, K. Broekuijzen, D. Robinson, M. Themistoklis
17:38-17:50	EUGA subspecialty training	D. Robinson, M. Themistoklis
17.50-18.20	Industry Symposium 5	30'
18:20-19:20	Session 3 - New insights on chronic pelvic pain (CPP)	
	Chairs: E.Bautrant, M. Cervigni, S. Jha	
18:20-18.35	Hypertonic Pelvic Floor	A. Padoa
18:35-18.50	Pudendal entrapment syndrome	A. Levesque
18:50-19.05	CPP and gynaecologic associated pathologies	M. Cervigni
19:05-19.20	Discussion	

19.20 – 21.30 EUGA Reception in the Exhibition Area

SATURDAY, 22nd OCTOBER 2022

08:00-09.00 Annual General Meeting

09:00-10:00 Abstract Session 4 | Epidemiology - Imaging

Chairs: B. Candoso, M. Frigerio, S. Ginath

Podium Presentations (PP) are scheduled to last 7.5 minutes (5 minutes for presentation, 2.5 minutes for discussion)

- | | | |
|----|----|---|
| 30 | PP | Ultrasound evaluation of ureteral patency after uterosacral ligaments suspension
<i>Cola Alice, Barba Marta, Marino Giuseppe, Volontè Silvia, Melocchi Tomaso, De Vicari Desiree, Frigerio Matteo</i> |
| 31 | PP | Transperineal ultrasound (TPUS) modeled personalized thermoplastic polyurethane (TPU) pessary manufacturing using 3D printing technology
<i>Aydin Serdar</i> |
| 32 | PP | Pelvic floor ultrasound evaluation in the diagnosis of exposure of synthetic implanted materials in the lower urinary tract
<i>Frigerio Matteo, Marino Giuseppe, Barba Marta, Volontè Silvia, Melocchi Tomaso, De Vicari Desirèe, Cola Alice</i> |
| 33 | PP | Assessment of the contractility of the pelvic floor muscles using 4 different techniques. Concordance and patient satisfaction study.
<i>Romero Ramirez Marino, Pérez Roldan Tai, Campos Martí Cristina, Roca Comella Beatriu, Cebrian Ariza Cristina, Robert Marchal Elisabet, Moreno Sánchez Jordi, Font Vilamitjana Albert.</i> |
| 34 | PP | Long-term evaluation of lower urinary tract symptoms after bladder or/and ureteral trauma during gynecological surgery. A cross-sectional controlled study.
<i>Theodoulidis Iakovos, Zymperdikas Christos, Tsiapakidou Sofia, Kiosia Esmeralda, Tsolakidis Dimitrios, Grimbizis Grigorios, Mikos Themistoklis</i> |
| 35 | PP | Sonographic measurement of vaginal wall thickness: an objective method to diagnose vaginal atrophy.
<i>Ros Cristina, Mension Eduard, Gómez Silvia, Anglès Sònia, Castelo-Branco Camil, Espuña Montserrat</i> |
| 36 | PP | The assessment of cervix/ cuff position on MRI in case of sacrouterine ligament injury or levator ani muscle defect |

Hajkova Hympanova Lucie, Samesova Adela, Horcicka Lukas, Nemecek Martin, Krcmar Michal, Feyereisl Jaroslav, Krofta Ladislav

- 37 PP Sonographic assessment of readjustable slings. Differences from mid-urethral slings.
Escura Sancho Sílvia, Ros Cerro Cristina, Anglès Acedo Sònia, Bataller Sánchez Eduardo, Amat Tardiu Lluís, Sánchez Ruíz Emília, Carmona Herrera Francisco, Espuña Pons Montserrat
- 10:00-10.30 **Keynote Lecture**
The Current Status of Neuromodulation in Urogynecology J. Heesakkers
Moderator: I. Bentellis
- 10.30-11.00 Coffee Break
- 11:00-12:00 **Session 4 - Updates on Overactive Bladder Syndrome**
Chairs: D. Robinson, S. Sarma, M. Themistoklis
- 11:00-11.15 OAB and UTIs: can there be an overlap? V. Khullar
11:15-11.30 OAB: Cognitive function, mental state and mood G. Amarenco
11:30-11.45 How to select the best pharmacological treatment M. Serati
11:45-12.00 Discussion
- 12:00-13:00 **Abstract Session 5 | Urinary Incontinence**
Chairs: X. Deffieux, M. Meschia, M. Torella
Podium Presentations (PP) are scheduled to last 7.5 minutes (5 minutes for presentation, 2.5 minutes for discussion)
- 38 PP Evaluating a digital intervention for overactive bladder: OAB pilot study
Sooknarine Celine, Salameh Fadi, Burke Naomi, Staunton Brendan, Carr Emma, Sexton Kate, Agnew Gerry, Downey Andrew, D'Arcy Frank, Sarma Susmita, Cundiff Geoffrey
- 39 PP A magnetic endourethral sphincter against stress urinary incontinence: preliminary evaluation
Lucarini Gioia, Mazzocchi Tommaso, Marziale Leonardo, Ricotti Leonardo, Pinzi Novello
- 40 PP Patient tailored programmable minimally invasive implantable tibial neuromodulation system for the treatment of women with OAB
Tooz-Hobson Philip, Digesu Alex, Cindy Amundsen, Ferrante Kimberely, Lane Felicia, Pezzella Andrea, Roger Dmochowski, Shahar Baruch, Aharonson-Raz Karin, Heesakkers John
- 41 PP Feasibility and short-term result of tape tightening for recurrent stress urinary incontinence after a sling surgery.
De Gracia Susie, Fatton Brigitte, Cayrac Mélanie, de Tayrac Renaud
- 42 PP Systematic review and meta-analysis of bulking agents safety in women with stress urinary incontinence.
Kasyan George, Pivazyan Laura, Grigoryan Bagrat, Pushkar Dmitry
- 43 PP The role of the micro-ablative fractional CO2 laser in postmenopausal women with overactive bladder syndrome.
Zacharakis Dimitrios, Kyriotis Kostas, Athanasiou Stavros, Kalantzis Christos, Douligeris Thanos, Grigoriadis Themis
- 44 PP Long-term postoperative follow-up results of transobturator midurethral slings for female stress urinary incontinence. A prospective observational study.
Pubill Soler Josep, Mestre Costa Montserrat, Lieberia Juanós Judtirh, Gómez-Lavín Fernández Lucía, Hernández Stahl Natàlia, Hebrero Torres Natàlia

13:00-14:00 Session 5 – Imaging application in Urogynecology

Chairs: S. Athanasiou, C. Ros

13:00 – 13.15	Diagnosis of pelvic floor dysfunction	K. Svabik
13:15 – 13.30	Complications after mid urethral slings	S. Campagne-Loiseau
13:30 – 13.45	Complications after POP surgery	C. Ros
13:45 – 14.00	Discussion	
14:00-14.15	Closing Remarks & Abstract Awards	
14:15	End of the Congress	

NON DISCUSSED POSTERS

- 45 P Conservative management versus systematic suture of isolated vaginal or first-degree perineal tears after delivery: a preliminary randomized efficacy trial
Lallemant Marine
- 46 P Correlation of hiatal area on ultrasound and cross-sectional area of the pubovisceral muscle on MRI scans in nulliparous women
Samesova Adela, Dudova Alexandra, Zapletalova Katerina, Svata Zuzana, Feyereisl Jaroslav, Krofta Ladislav, Hajkova Hympanova Lucie
- 47 P A proposed surgical approach to recurrent prolapse after laparoscopic mesh sacrohysteropexy: a case series
Baines Georgina, Izett-Kay Matthew, Jefferis Helen, Jackson Simon
- 48 P Bulking agents as treatment of stress urinary incontinence after mid-urethral sling failure
Scancarello Chiara, Braga Andrea, De Rosa Andrea, Cimmino Chiara, Franzini Carola, Tunisi Francesca, Salvatore Stefano, Ghezzi Fabio, Serati Maurizio
- 49 P Long term safety and efficacy of non-absorbable abdominal mesh for apical prolapse surgery: a 10 year experience at tertiary care hospital
Aijaz Samia, Kashif Urooj, Chughtai Novera, Malik Summera
- 50 P Risk factors for delayed return of bladder function after reconstructive surgery for pelvic organ prolapse
Kim Min Ju, Jeon Myung Jae
- 51 P The effect of high- intensity focused electromagnetic chair on pelvic floor electromyography (EMG).
Shah Geetika, Phillips Christian
- 52 P The efficacy of uterosacral ligament stretching and detaching prior to vaginal hysterectomy
Rosenberg Maia, Grinstein Ehud, Sagiv Ron, Ginath Shimon
- 53 P Native tissues repair in patients with symptomatic pelvic organ prolapse: the experience of secondary referral uro-gynaecological unit
Torrisi Gabriella, Ettore Carla, Guardabasso Vincenzo, Ettore Giuseppe
- 54 P Is there an association between Levator Ani muscle trauma and contraction in SUI ?
Dvorak Jan, Cacciari Licia P., Svabik Kamil, Dumoulin Chantal
- 55 P The effects of laparoscopic sacrocolpopexy on stress urinary incontinence: a prospective observational study
Natale Franca, Campagna Giuseppe, Vacca Lorenzo, Marturano Monia, Panico Giovanni, Caramazza Daniela, Lombisani Andrea, Mastrovito Sara, Ercoli Alfredo, Scambia Giovanni
- 56 P Bilateral anterior sacrospinous hysterectomy via the vaginal route using Splentis. Are there age related limitations? Data from a single center user observation.
Naumann Gert, Boerner Clara Rosa
- 57 P Uterus sparing surgical treatment of cystocele with concomitant uterine prolapse: prospective study with 5 years follow-up

Scancarello Chiara, Braga Andrea, De Rosa Andrea, Cimmino Chiara, Salvatore Stefano, Ghezzi Fabio, Serati Maurizio

- 58 P Urinary incontinence and levator ani injury: are they related?
Marquez Muñoz Estela, Velez Vintimilla Ana Paula, Hinarejos Campanyó Marta, Carmona Ruiz Anna, Huguet Galofré Eva, Pessarrodona Isern Antoni, Porta Roda Oriol, Cassado Garriga Jordi
- 59 P The impact of Botulinum Toxin A injections in women presenting with myofascial pelvic pain.
Liapis Ilias, Zacche Martino, Parsons Matthew, Toozs-Hobson Phillip
- 60 P Do women wish to talk about sex?
Ghigo Joanna
- 61 P Preemptive analgesia during vaginal hysterectomy: a systematic review and meta-analysis of randomized controlled trials
Zacharakis Dimitrios, Prodromidou Anastasia, Douligeris Thanos, Hadzilia Sofia, Kalantzis Christos, Athanasiou Stavros, Grigoriadis Themos
- 62 P Impact of laparoscopic sacrocolpopexy (LSC) on sexual activity and function in women with advanced stages of pelvic organ prolapse (POP): A five-year prospective study.
Najib Bernard, Rusavy Zdenek, Abdallah Wael, Abdelkhalek Yara, Giraud Nathalie, Deval Bruno
- 63 P Does supine empty stress test have clinical significance? Findings at ambulatory urodynamic monitoring
Çetinkaya Serife Esra, Seval Mehmet Murat, Varli Bulut, Dökmeci Fulya
- 64 P Can PTNS in women with refractory OAB successfully reduce signs and symptoms of OAB?
Frey Janine, Vidal Angela, Christmann Corina
- 65 P Functionally graded auxetic biodegradable melt Electrospun structures as the next generation of implants for POP repair
Fernandes Antonio, Pinheiro Diogo, Pinheiro Diogo, Silva Elisabete, Silva Elisabete, Mascarenhas Teresa, Mascarenhas Teresa, Alves Jorge Lino, Alves Jorge Lino, Rynkevic Rita
- 66 P Role of pelvic floor ultrasound in the follow-up of patients with mid-urethral slings.
Escura Sancho Sílvia, Ros Cerro Cristina, Anglès Acedo Sònia, Bataller Sánchez Eduardo, Sánchez Ruíz Emília, Carmona Herrera Francisco, Espuña Pons Montserrat
- 67 P Functional and sexual assessment after surgical introital vaginal reduction
Asma Al Salehi, Mohammed Zakarya Zemmache, Lucie Allegre, Brigitte Fatton, Renaud de Tayrac
- 68 P Pelvic floor dysfunction after instrumental delivery with Kjelland forceps: Prospective study.
Maya Pérez Christian, Gómez-Lavín Fernández Lucía, Mestre Costa Montserrat, Pubill Soler Josep, Lieberia Juanós Judith
- 69 P A transvaginal percutaneous bilateral sacrospinous hysteropexy for curing uterine prolapse in older women
Ben Zvi Masha, Lucente Vincent, Tsivian Alexander, Neuman Menahem
- 70 P Laparoscopic High Utero-Sacral Ligament Suspension for vaginal apex resuspension: a large single center experience.
Campagna Giuseppe, Vacca Lorenzo, Panico Giovanni, Caramazza Daniela, Natale Franca, Marturano Monia, Lombisani Andrea, Colalillo Alessio, Ercoli Alfredo, Scambia Giovanni
- 71 P How do you do your Burch Colposuspension for management of stress urinary incontinence?
Da Silva Ana Sofia, Baines Georgina, Araklitis George, Nuamek Thitikorn, Smith Isabella, Mcmurrugh Kate, O'Kane Miriam, Robinson Dudley, Cardozo Linda
- 72 P Safety and effectiveness of burch colposuspension versus mid-urethral slings for recurrent urinary stress incontinence

Da Silva Ana Sofia, Baines Georgina, Araklitis George, Nuamek Thitikorn, Smith Isabella, McMurrugh Kate, O'Kane Miriam, Robinson Dudley, Cardozo Linda

- 73 P 5 years follow-up of the tension-free vaginal tape - Abbrevio procedure for the treatment of pure urodynamic stress urinary incontinence
Castronovo Fabiana, Caccia Giorgio, Ottone Anna, Scancarello Chiara, De Rosa Andrea, Serati Maurizio, Braga Andrea
- 74 P The effect of prolonged menopause on post-operative complications following pelvic floor repair surgeries
Shelef Goni, Rotchild Matan, Sade Shanny, Shoham Vardi Ilana, Y. Weintraub Adi
- 75 P Using artificial neural networks for predicting pelvic organ prolapse in women
Galkina Natalya G., Karamysheva Nadezhda S.
- 76 P Platelet rich plasma injections for the treatment of female stress urinary incontinence: 1-year follow up
Kalantzis Christos, Zacharakis Dimitris, Kathopoulos Nikolaos, Prodromidou Anastasia, Douligieris Athanasios, Athanasiou Stavros, Grigoriadis Themis
- 77 P Are women with pelvic organ prolapse satisfied six months after a pessary fitting ?
Anne Cécile Pizzoferrato, Siegfried Nebel, Christian Creveuil, Raffaèle Fauvet, Michel Brieix, Anne Villot
- 78 P Comparison of perioperative outcomes between robotic-assisted and laparoscopic sacrocolpopexy
Evangelopoulos Nikolaos, Nessi Aude, Achtari Chahin
- 79 P Budget impact analysis of minimally invasive techniques against abdominal hysterectomy for benign gynaecological conditions in Spain.
Porta Oriol, Robles Mireya, Álvarez María, Mansilla Carlos
- 80 P Colposuspension and opening detrusor pressure: the great pretender or the great predictor
O'kane Miriam, DaSilva Ana Sofia, Araklitis George, Davis Cathy, Rantell Angela, Robinson Dudley, Cardozo Linda
- 81 P The role of Levator Ani trauma after vaginal delivery on sexual function: preliminary data of a prospective interventional study
Caramazza Daniela, Campagna Giuseppe, Panico Giovanni, Vacca Lorenzo, Natale Franca, Marturano Monia, Lombisani Andrea, Mastrovito Sara, Ercoli Alfredo, Scambia Giovanni
- 82 P Pelvic floor muscle training impact on quality of life of women with obstetric anal sphincter injuries
Scancarello Chiara, Braga Andrea, Cimmino Chiara, De Rosa Andrea, Tunisi Francesca, Franzini Carola, Salvatore Stefano, Ghezzi Fabio, Serati Maurizio
- 83 P Surgical approach to transverse vaginal septum caused by chemical injury in a 12-years old
Bar Enrica, Paracchini Sara, Buda Alessandro, Scatà Manuela, Borghi Chiara
- 84 P Systematic review of pentosan polysulfate safety in women with interstitial cystitis.
Kasyan George, Grigoryan Bagrat, Pivazyan Laura, Pushkar Dmitry
- 85 P Novel vaginal cerclage assisted laparoscopic hysteropexy technique: VICALH
Aydin Serdar
- 86 P Episiotomy practice and prevention of high grade perineal tears: An observational prospective study
Evangelopoulos Nikolaos, Duraes Martha, Cayrac Mélanie, Galtier Florence, Gachon Bertrand, De Tayrac Renaud
- 87 P Clinical and ultrasound variables associated with urinary incontinence in pregnancy
Carrera i Boix Alícia, Ramos i Blanes Rafel, Cassadó i Garriga Jordi
- 88 P Evaluation of symptoms and quality of life of patients affected by interstitial cystitis/ bladder pain syndrome (PBS) and irritable bowel syndrome (IBS) during COVID-19 pandemics

Maturano Monia, Natale Franca, Campagna Giuseppe, Panico Giovanni, Mastrovito Sara, Vacca Lorenzo, Caramazza Daniela, Ercoli Alfredo, Cervigni Mauro, Scambia Giovanni

- 89 P Results of treatment of stress urinary incontinence with transobturator sling alone or combined with pelvic organ prolapse surgery
Banas Joanna, Jankiewicz Katarzyna, Kolodynska Aleksandra, Bogusiewicz Michal
- 90 P Combined treatment of urinary incontinence using intravaginal non-ablative erbium laser and magnetic stimulation: Interim analysis of pilot study
Štrumbelj Tadeja, Logar Tina, Koron Neža
- 91 P The difference in post hysterectomy stress urinary incontinence between women with and without a mid urethral sling: a long term follow-up
Nahum Sacks Kira, Barber Elad, Kleiner Ilia, Tairy Daniel, Bar Jacob, Ginath Shimon
- 92 P « OTTAPE »: Observatory on the use of new Therapies in the Treatment of women's pelvic perineal Pathologies after Failure of first line treatment - Interim study at 17 months
Charlotte Delacroix, Pierre Mares, Thierry Chevallier, Hugo Potier, Amaury Forret, Brigitte Fatton, Florent Masia, Sylvie Ripart, Vincent Letouzey, Renaud De Tayrac, Jennifer Salerno
- 93 P Symptoms of anal incontinence among patients who undergo laparoscopic sacrohysteropexy
Gluck Ohad, Grinstein Ehud, Rusavy Zdenek, Abdelkhalek Yara, Deval Bruno
- 94 P Characteristics, evolution and structural aspects of neovaginal epithelium in the most used surgical methods of neovagina creation in Rokitansky Syndrome.
Candiani Massimo, Fedele Francesco, Ruffolo Alessandro Ferdinando, Difatta Simona, Parazzini Fabio
- 95 P Status for a female doctor in modern urology. The results of a women urologists survey
Sarukhanian Arman, Karasev Alexander, Kasyan George, Stroganov Roman, Faradzullaeva Valeria
- 96 P Pelvic floor problems relating to pregnancy and childbirth - do women know enough?
D'Souza Joanna, Chopra Jagrati, Monga Ash
- 97 P Anterior vaginal wall prolapse surgical repair: when to remove indwelling bladder catheter?
Degliuomini Rebecca Susanna, Casiraghi Arianna, Ruffolo Alessandro Ferdinando, Benini Vittoria, Messina Silvia, Morgante Carolina, Candiani Massimo, Salvatore Stefano
- 98 P The role of vaginal Erbium Laser as a non-hormonal therapeutical procedure for managing urinary symptoms in breast and gynaecological cancer survivors
Russo Eleonora, Misasi Giulia, Frisetti Carpani Vittoria, Montt Guevara Maria Magdalena, Simoncini Tommaso
- 99 P The plastron associated to an anterior sacrospinous ligament suspension: a novel technique for surgical treatment of large anterior compartment prolapses
Giordano Céline, Ruffolo Alessandro, Lambert Benjamin, Lallemand Marine, Bartolo Stéphanie, Cosson Michel
- 100 P Ultrasound evaluation of pubo-rectal muscle contractility in pregnancy: a comparison between the second and third trimester
Bosio Sara, Manodoro Stefano, Gherardi Silvia, Maltecca Greta, Marconi Anna Maria
- 101 P Risk factors for obstetric anal sphincter injuries after vaginal birth: a retrospective study.
Calidona Carmelo, Garzon Simone, Zorzato Pier Carlo, Biancotto Giulia, Porcari Irene, Malorgio Piero, Raffaelli Ricciarda, Franchi Massimo, Uccella Stefano
- 102 P Self-management of vaginal cube pessaries may be a game changer for pelvic organ prolapse treatment—A long-term follow-up study
Nemeth Zoltan, Kolumban Szilard, Gubas Peter, Schmidt Roxana, Kovacs Kalman, Farkas Balint
- 103 P Laparoscopic simulation training in urogynaecology: where do we stand?
Serdinsek Tamara, Prsa Gregor, Phillips Christian

- 104 P Difference in pelvic floor related symptoms and patients satisfaction according to the type of hysterectomy
Grinstein Ehud, Dafba Lotem, Sagiv Ron, Ginath Shimon
- 105 P Obesity is associated with decreased rates of episiotomy as well as advanced perineal tears.
Shalabna Eiman, Abramov Yoram, Daykan Yair, Zilberlicht Ariel, Assaf Wissam, Sagi-Dain Lena
- 106 P Excess vaginal space - a new dimension to evaluate pelvic organ prolapse?
Nemeth Zoltan, Farkas Balint
- 107 P Laparoscopic sacrocolpopexy in the management of recurrent pelvic organ prolapse.
Najib Bernard, Rusavy Zdenek, Abdallah Wael, Deval Bruno
- 108 P Self-retaining support implant for the treatment of advanced pelvic organ prolapse
Shemer Ofer, Levy Gil, Zines Yanai, Panski Mordechai
- 109 P Neuromodulation in pelvic pain predominant neuropathic origin
Isagulyan Emil, Polushkin Andrey, Tomskiy Alexey, Lysachev Dmitry, Pushkar Dmitry
- 110 P Do uterine fibroids cause incontinence?
Ghigo Joanna
- 111 P Place of laparoscopic para vaginal repair in the management of genitourinary prolapse: about a preliminary series
Flavio Tonini, Guillaume Harrissart, William Brenac
- 112 P Single-incision mid-urethral sling under local anesthesia for SUI treatment: single-center experience 1-year follow-up.
Tsiapakidou Sofia, Theodoulidis Iakovos, Zepiridis Leonidas, Grimbizis Grigoris, Mikos Themistoklis
- 113 P Efficacy and safety of the Erbium YAG SMOOTH® laser vs. conventional less invasive methods in the treatment of urinary incontinence in women
Fistonic Ivan, Fistonic Nikola
- 114 P Primary prevention and pelvic floor disorders
Fizzotti Gabriella, Malinverno Elena, Rivoire Sara, Rossi Silvia, Pirola Valeria
- 115 P Ureterovesical reimplantation above the round ligament for ureteral deep infiltrating endometriosis with subsequent pregnancy: a case report
Farache Camille, Fehr Peter
- 116 P Ultrasound evaluation of pubo-rectal muscle contractility in the second trimester of pregnancy: a comparison between symptomatic and asymptomatic women for pelvic disfunctions
Gherardi Silvia, Manodoro Stefano, Bosio Sara, Maltecca Greta, Marconi Anna Maria
- 117 P Bilateral ureteral obstruction following Manchester-Fothergill procedure; description of a rare complication
Johanne Mejlholm Kold Rasmussen Johanne, Ugjanskis Arnas, Ugjanskiene Aiste
- 118 P Perioperative outcomes of laparoscopic sacrocolpopexy for treating multicompartement pelvic organ prolapse
Porcari Irene, Zorzato Pier Carlo, Magni Francesca, Pomini Paola, Garzon Simone, Calidona Carmelo, Ferrari Filippo Alberto, Bosco Mariachiara, Raffaelli Ricciarda, Franchi Massimo, Uccella Stefano
- 119 P Low Rates of Mediolateral Episiotomy do not Affect the incidence of Advanced Perineal Tears
Shalabna Eiman, Abramov Yoram, Assaf Wissam, Sagi-Dain Lena
- 120 P Long term histological safety and efficacy of CO2 laser for the treatment of genitourinary syndrome of menopause
Casiraghi Arianna, Ruffolo Alessandro Ferdinando, Degliuomini Rebecca Susanna, Benini Vittoria, Messina Silvia, Morgante Carolina

- 121 P Vaginal delivery versus cesarean section after anal sphincter injury: prevalence and severity of incontinence complaints after a subsequent delivery.
Blommaert Liesbeth, Huisman Tjeerd
- 122 P The correlation between diet, bowel function and isolated posterior vaginal defect: A cross-sectional study
Daykan Yair, Ovadia Michal, Dokic Dragana, Schonman Ron, Arbib Nissim, Klein Zvi, O'Reilly Barry
- 123 P Pilot study on the interest of photobiomodulation in the management of vulvovaginal pathologies induced by anticancer treatments
Amaury Forret, Pierre Mares, Renaud Detayrac, Jennifer Salerno, Charlotte Delacroix
- 124 P Impact of lockdown on couples' sex lives: a prospective study
Kasyan George, Medvedev Roman, Gritskov Igor, Pivazyan Laura, Grigoryan Bagrat, Pushkar Dmitry
- 125 P Atypical presentation of leiomyoma mimicking pelvic organ prolapse
Grinstein Ehud, Rosenberg Maya, Sacs Kira, Shimon Ginat
- 126 P Laparoscopic suture sacrohysteropexy: a meshless alternative approach to uterovaginal prolapse surgery
Ben Zvi Masha, Thanatsis Nikolaos, Kupelian Anthony, Vashisht Arvind
- 127 P An intrauterine cavity morcellator: a novel approach to high volume uterus morcellation. Ex-vivo study
Daykan Yair, Schonman Ron, Tamir Yaniv Rina, Yagur Yael, Klein Zvi, Pomeranz Meir
- 128 P NGS-based nuclear and mitochondrial DNA analysis in a girl with rectal prolapse.
Anna Sadakierska-Chudy, Pawel Szymanowski, Arleta Lebioda, Rafal Ploski
- 129 P Vaginal CO2 laser in the treatment of genital atrophy symptoms and sexual dysfunction in female patients with systemic sclerosis
Benini Vittoria, Ruffolo Alessandro Ferdinando, Casiraghi Arianna, Degliuomini Rebecca S., Candiani Massimo, Salvatore Stefano
- 130 P Non-puerperal uterine inversion
Kalia Richa
- 131 P Use of native tissue for repair of the apical defect in pelvic organ prolapse
Pawel Szymanowski, Hanna Szweda, Adriana Bil, Wioletta Katarzyna Szepieniec
- 132 P Second generation tecartherapy in urological and gynecological pathologies. Capacitive intracavitary device improve the pelvic floor mechanic
Rodríguez Lastra Jesus Clemente, Pinero Mendez Ester, Cardona Garcia Yazmin
- 133 P Results and quality of life of surgical treatment of urogenital prolapse by Richter sacrospinofixation: Experience of maternity Sfax
Derbel Mohamed, Ben Atitallah Marwa, Khanfir Fatma
- 134 P Female Epispadia: SUI And POP.
Aniuliene Rosita, Aniulis Povilas
- 135 P Re-Sacrocolpopexy in case of relapse after laparoscopic Sacrocolpopexy. A surgical Video
Bousouni Evgenia, Sarlos Dimitri
- 136 P Study: use of external, non-ablative radiofrequency in the treatment of genitourinary syndrome of menopause in survivors of breast cancer. Preliminary results.
Crespo Rivero Teresa, Cucalón Tobalina Cristina, Cucalón Tobalina Cristina, Franco Torres Laura, Franco Torres Laura

- 137 P Use of second generation radio frequency in improving the appearance of the vulva
Rodríguez Lastra Jesus Clemente, Cardona Garcia Yazmin
- 138 P Autogenous dermal tape for management of stress incontinence
Prakash Vsihwa

EUGA 2022 INVITED FACULTY

Amarengo Gérard, France	Frigerio Matteo, Italy	Phillips Christian, UK
Athanasios Stavros, Greece	Fritel Xavier, France	Puget Amélie, France
Bentellis Imad, France	Giarenis Ilias, UK	Rechberger Tomasz, Poland
Blaganje Mija, Slovenia	Ginath Shimon, Israel	Robinson Dudley, UK
Braga Andrea, Switzerland	Heesakkers John, The Netherlands	Ros Cerro Cristina, Spain
Campagne-Loiseau Sandrine, France	Jha Swati, UK	Salvatore Stefano, Italy
Candoso Maria Bercina, Portugal	Khullar Vikram, UK	Sarma Susmita, Ireland
Cardozo Linda, UK	Laterza Rosa Maria, Austria	Serati Maurizio, Italy
Cervigni Mauro, Italy	Levesque Amélie, France	Soligo Marco, Italy
De Leeuw Jan Willem, The Netherlands	Meschia Michele, Italy	Sultan Abdul, UK
De Tayrac Renaud, France	Milani Rodolfo, Italy	Svabik Kamil, Czech Republic
Deffieux Xavier, France	Monga Ash, UK	Themistoklis Mikos, Greece
Deval Bruno, France	Naumann Gert, Germany	Torella Marco, Italy
Espuna Pons Montserrat, Spain	O'Leary Bobby, Ireland	
Everaert Karel, Belgium	Padoa Anna, Israel	

LOCAL SOCIETY MEETING FACULTY

Campagne-Loiseau Sandrine, France	Deffieux Xavier, France	Panel Laure, France
Cosson Michel, France	Fatton Brigitte, France	
De Tayrac Renaud, France	Hermieu Jean Francois, France	

WORKSHOP FACULTY

Agur Weal, UK	Letouzey Vincent, France
Asfour Victoria, UK	Marra Chiara, Italy
Azzalini Stefania, Italy	Manodoro Stefano, Italy
Braga Andrea, Switzerland	Manresa Lamarca Margarita, Spain
Bautrant Eric, France	Neuman Menahem, Israel
Cervigni Mauro, Italy	Padoa Anna, Israel
De Leeuw Jan Willem, The Netherlands	Rusavy Zdenek, Czech Republic
Emery Simon, UK	Russo Eleonora, Italy
Espuna Pons Montserrat, Spain	Serati Maurizio, Italy
Ismail Khaled, Czech Republic	Sokolova Inna, UK
Laine Katariina, Norway	

SCIENTIFIC INFORMATION

ABSTRACTS

Most recent advances in the field will be discussed and presented through a diverse range of topics: Basic Science, Epidemiology, Urinary Incontinence, Prolapse, Imaging, Assessment, Pregnancy and Delivery.

Abstract Agreements

If your abstract is accepted for either oral, video or poster session, you will be asked to accept the following conditions:

- Present the lecture in the session format assigned to you by the Scientific Committee
- Register for the conference and assume responsibility for your own registration, lodging and transportation, as well as providing a substitute presenter in case of absence.

Important Requirements

Presenters of accepted abstracts must pre-register for the Meeting.

Notification regarding abstract acceptance/rejection are available online and mailed individually to corresponding authors. If you are an author and have not received any e-mail notification regarding your abstract submission by EUGA Office, please send an e-mail to info@eugaoffice.org.

Presentation methods

Podium Presentation
Video Presentation
Non Discussed Posters

Videos | If you are a video presenter, please refer to audiovisual equipment staff; they will be on site and ready to help with your video upload. Videos will be presented in the main auditorium according to the programme schedule.

Abstracts Awards

EUGA is pleased to announce that there will be a prize for the best podium presentations in each abstract session as well as for the best poster. The awards will be announced at the Closing Session of the Annual Meeting, on Saturday 22nd October.

WORKSHOPS

Workshop attendance for EUGA members is free of charge whilst non-EUGA members shall pay €20 for attending the selected workshop.

UEMS/EACCME ACCREDITATION | CREDITS FOR EUROPEAN HEALTHCARE PROFESSIONALS

XV EUGA Annual Meeting, Antibes, France, 20/10/2022 - 22/10/2022 has been accredited by the European Accreditation Council for Continuing Medical Education (EACCME®) with 16 European CME credits (ECMEC®s).

MEDTECH EUROPE – EFPIA COMPLIANCE

Defoe, CME Provider and Medtech Trusted partner, submitted the congress through the Conference Vetting System for a compliance review. The EUGA Conference ID: EMT27406 is COMPLIANT

Defoe will observe standard Medtech-EFPIA requirements to guarantee a proper and transparent management of both sponsorship and any registration grants offered by Medtech and EFPIA associated industries. All arrangements are however subject to local Laws as well as to National rules and regulations of CME/CPD accreditation.

GENERAL INFORMATION

Covid-19 restrictions at the French border were eased on 12 February 2022 for fully vaccinated travellers. The entry conditions to French territory are defined by the classification of departure countries (countries and territories on 'green' and 'orange' lists). A digital or paper vaccine certificate of showing full vaccination is mandatory. The organisation of the meeting will be guided by Government decisions and guidelines with the support from Palais des Congrès are being developed.

CONGRESS VENUE

Palais Des Congrès – Antibes (France)
Chemin des Sables, 60 – 06160 Antibes – FR

ACCOMMODATION

Should you wish to make a reservation, please check any updates on EUGA congress website, to see a list of recommended hotels near the Congress Venue (www.eugacongress.org). Delegates and sponsors are suggested to contact the hotels directly to arrange their bookings; however, the Organising Secretariat may assist you to facilitate booking. We kindly inform you that rooms near the Congress Venue are available at a special rate. We invite delegates and industries to book needed rooms/allotment soon in order to ensure the reservation. Please note that AC Hotel Ambassador Antibes will close reservations on 28 September.

SPONSORS & EXHIBITORS

Companies interested in sponsoring or exhibiting at the event are invited to contact the organising secretariat at euga@defoe.it. All refreshment breaks, lunches, poster area and the EUGA Reception will take place in the exhibit hall. EUGA thanks the following Sponsors and Exhibitors for their contribution to the Meeting.



REGISTRATION FEES

Registration Fees are intended per person, in Euros, VAT free. The rates include: Congress Kit, access to Scientific Sessions, CME papers, Certificate of Attendance, Lunch. Attendance to 1 Workshop is included for EUGA members. Registration fees are reserved to physicians, physiotherapists, nurses, midwives and other healthcare professionals. We invite Industry representatives, non-sponsoring the Congress but willing to attend #EUGA2022, to register online by selecting the dedicated fee.

REGISTRATION

REGISTRATION FEES	EUGA MEMBER	NON EUGA MEMBER	ABSTRACT PRESENTER	TRAINEE, PHYSIO, NURSE, MIDWIFE
Until 30 Jun	€ 300	€ 350	€ 200	€ 165
1 July – 30 Sep	€ 350	€ 400	€ 270	€ 165
30 Sep onwards	€ 400	€ 450	€ 320	€ 165
Workshop	€ 0	€ 20		

EUGA DINNER 2022

Please note the EUGA Dinner scheduled to take place on 21 October has been cancelled.

EUGA is pleased to invite participants, speakers, industry representatives to attend the EUGA Reception that will take place in the Exhibition Area, on 21 October from 19.20 to 21.30. Attendance to EUGA Reception is free of charge.

Reimbursements will be done as soon as possible to all those who have already paid the 30,00 Euros fee to attend EUGA Dinner.

CONGRESS UPDATES ON WWW.EUGAOFFICE.ORG & WWW.EUGACONGRESS.ORG

ORGANISING SECRETARIAT AND CME PROVIDER

defoe Tel.: +39. 02.255.633.11 – Fax: +39.0523.1860018 | euga@defoe.it – www.defoe.it